



seed **madagascar**

sustainable environment, education & development



# **SURVIVAL GUIDE**

**SEED Madagascar  
Conservation Volunteering  
Programme**



[info@seedmadagascar.org](mailto:info@seedmadagascar.org)

# TABLE OF CONTENTS

01 About Us



02 Volunteer Requirements



03 Application Process



04 Flights



05 Travel Insurance



06 Health



07 Passport and Visa



08 Money



09 Packing List



10 Additional Information



## Welcome to SEED Madagascar's award-winning Conservation Volunteering Programme!

We are a small, UK registered, grassroots charity, offering you the chance to experience and learn directly from the front line of our conservation work. SEED is committed to delivering well-managed projects with real impacts on the ground in Madagascar, which you will be participating in.

From the moment you join the programme, you will be welcomed by our team and the community whom we have worked alongside for over 20 years. We invest all our profits from our volunteering scheme into our broad-ranging development projects.

SEED primarily works in the Anosy region in southeast Madagascar, our head office is in the principal city of the region, Fort Dauphin, and our conservation programme operates in Sainte Luce, a coastal area **3-4 hours'** drive north of Fort Dauphin. We also have offices in London and the capital of Madagascar, Antananarivo.

You will experience the world from a different perspective, which we hope will provide you with memories that last a lifetime and increase your knowledge of both conservation and the Malagasy culture. Life in Madagascar presents many challenges, so it is essential to come with an open mind, and a willingness to tackle any obstacles that lie ahead. Your experience may not always be straightforward, but we can promise that it will be extremely rewarding.

This guide aims to fully prepare you for your exciting journey and our experienced staff will support you to prepare for your trip and whilst you are on your placement.

**"For us here in this region, every extra volunteer means extra investment, extra employment and training, and a multitude of benefits."**

**- Mayor of Fort Dauphin**

# SEED'S CONSERVATION RESEARCH PROGRAMME:

Our conservation projects are located within the beautiful coastal area of Sainte Luce which consists of five villages surrounded by rare remaining fragments of sandy (littoral) forest and wetlands, where very little biodiversity research has been carried out and there is a high risk posed by the local mining industry. We work with the local village community to communicate the consequences of mining and to formulate a strategy to mitigate the negative impacts. The research findings help formulate the conservation strategy which will be key in helping to protect and conserve species before they are lost forever.

Participating in cutting-edge conservation research projects in a region of such great biodiversity and endemism is an unparalleled opportunity for anyone looking to pursue a career in these areas, or for those interested in conservation. The breadth of concurrent conservation projects allows volunteers to gain experience of a wide range varying conservation techniques and approaches. Volunteers learn from the Malagasy guides who share their vast and extensive knowledge of the local wildlife, flora and fauna. Additionally, SEED runs quarterly afterschool sessions to teach the local children about the importance of the local flora and fauna through activities and lectures relating to current SCRP projects.

## WHY ARE VOLUNTEERS NEEDED?

**Conservation Volunteers** provide vital support to the long-term research staff with collecting research data on a variety of ecosystems. Having more people working on the ground increases both the quantity and quality of the data collected, meaning we have greater capacity to achieve our conservation objectives. Data collected on these projects is used to inform and educate governments, businesses and communities responsible for the conservation of these areas and species. All our projects are ongoing, and volunteers will contribute to a variety of different projects during their time with SEED. Some of our projects include:

- Long term monitoring of lemurs, amphibians and reptiles—Creating long term datasets that provide information on population densities, ecological preference of species and changes over time through visual transect surveys.
- Project Ala—Increase and improve viable habitat for four endangered species of lemur including a newly discovered mouse lemur in the Sainte Luce littoral forest. This is achieved through the creation of reforested wildlife corridors, coupled with strengthened local and regional capacity to support the conservation of lemurs and their natural habitats.
- Project Rufus—Conducting research and education to enhance the long-term survival of Madagascar's flying fox bats.

[Find out more about our current and future projects here!](#)

## STUDENTS AND GRADUATES

It is sometimes possible for the conservation programme to be undertaken as an independent research project for students wanting to assist in academic or professional development and/or to gain credits for a college or university course.

SEED does not currently offer internships because we do not have the resources/capacity to offer students additional support beyond the regular activity schedule of the volunteer programme.


However, we have had students in the past who treat the programme as an internship with the understating that they will need to fully fund this themselves and that activities which fall outside of the day-to-day programme routine will be accommodated where possible but we cannot make promises since our schedule is busy and so are our staff.

All interns and researchers must get in touch with our Volunteer Coordinator to discuss your plans. SEED needs to be aware of the requirements for your internship/research in order for us to decide if it will be possible. If you do not inform us of your needs before your travel, we can give you no guarantees that we will be able to accommodate your requirements.



" Leaving Sainte Luce was not easy and I could have stayed on forever! I would recommend the SCRIP volunteer programme to anyone and advise to make the most of every second as it will fly by. Go with an open mind, ready to work hard and enjoy the most unique adventure of a lifetime! "

Bella – Volunteer 2022



# VOLUNTEER REQUIREMENTS

# Volunteer Requirements

- Be in good physical and mental health
- Be able to communicate in English
- Be open-minded, patient and adaptable
- Be willing to embrace the challenges of the project
- Have an appropriate level of fitness, physical capability and mobility. Conservation work can require long treks on forest trails over rough, uneven ground (up to 10km a day in hot humid conditions)
- Have a positive attitude towards living in a rural setting and working in a team.
- Be willing to take WHO approved Malaria Prophylaxis and have all the vaccinations we require (see page 22).

## Challenges you may face when volunteering in Madagascar

<b>Environment</b>	<ul style="list-style-type: none"><li>• Hot and tropical climate with high humidity</li><li>• Insects and tropical wildlife are common</li><li>• Language barrier</li><li>• Attitudes towards time-keeping and plans can be relaxed</li><li>• Remote locations with limited communications and transport</li><li>• Very basic camping facilities for the duration of the programme</li><li>• Homestay accommodation</li><li>• A lack of variety of food (Rice and Beans for lunch everyday)</li><li>• Living in a community with regular power shortages and sporadic supply of water</li><li>• Living in a low-income tropical coastal town</li></ul>
<b>Physical</b>	<ul style="list-style-type: none"><li>• The days can be very long sometimes.</li><li>• Trekking through the forest to the research sites in different weather conditions can be tiring.</li><li>• Physically demanding roles (you can break when you feel it is necessary!)</li></ul>
<b>Mental</b>	<ul style="list-style-type: none"><li>• You may experience culture shock.</li><li>• You may experience homesickness; this is common in your first few days.</li><li>• Working and living with a diverse group of volunteers from different ages, nationalities and backgrounds</li></ul>



# APPLICATION PROCESS



# APPLICATION PROCESS

01

## Discover Us

Read over the webpages about our conservation volunteering programme at <https://madagascar.co.uk/volunteer>

02

## Apply Online

Complete the online application form through the website links. We will review your application and usually reply within 48 hours with either a Letter of Acceptance or requesting further clarification.

03

## Consider

Read through this guide thoroughly to understand the environment we work in, challenges and requirements of volunteering with us and steps required to plan your trip. Any questions do not hesitate to contact us!

04

## Book your place

Once you have received your Letter of Acceptance secure your place with a £200 deposit and submit your online MoU.

05

## Confirmation

We will email you a Letter of Confirmation and you can then book your international flights.

06

## Preparation Checklist

Follow the steps below to get ready to start your volunteer adventure!

## 1–3 months before start date (or as soon as possible)

To confirm your place:

- Pay your £200 deposit via direct bank transfer or Enthuse
- Carefully read and complete the Memorandum of Understanding—the link is in your Acceptance Letter

Book international and internal flights (once your place is confirmed). SEED can help you book internal flights.

Arrange travel insurance

Visit your doctor or travel clinic to arrange vaccinations and anti-malarials/medications

Check passport is valid for your period of travel (at least 6 months from entry)

Arrange criminal record (DBS) / Police Check

Apply for a visa if you prefer to get one prior to travel (you can also get one on arrival in the country)

## 3–4 weeks before departure

Pay the balance of your donation at least 3 weeks prior to departure

Complete and submit the online pre-departure form

Photocopy and store important documents—email a copy of your passport, flight itinerary and insurance to SEED

Money—obtain Euros or US Dollars and check your cards will work abroad. Inform your bank of your travel plans

Familiarise yourself with FCO health and safety advice for Madagascar and register with your country's embassy

Leave a copy of SEED Madagascar contact numbers with family/friends

Print a copy of SEED Madagascar's Travel Document to take with you (this will be emailed to you a couple of weeks before you travel)



# INTERNATIONAL AND INTERNAL FLIGHTS

## INTERNATIONAL AND INTERNAL FLIGHTS

<b>Arrival Day</b>	<p>Your programme starts on your <b>First Day (Day 1)</b> in the Fort Dauphin Office. You need to arrive in Fort Dauphin on or before Day 1.</p> <p>Fly into Antananarivo - Ivato International Airport (TNR) at least <b>one day before Day 1</b></p> <p>Stay one night in the capital, we can assist in booking hotel accommodation and airport transfers at around 90,000 Ariary (£22) per night</p> <p>Fly to Fort Dauphin on Day 1 of your programme.</p>
	<p>Internal flights from Antananarivo (TNR) to Fort Dauphin / Taolagnaro airport (FTU) are operated by Air Madagascar/Air Tsaradia</p> <ul style="list-style-type: none"><li>• Checked in baggage allowance is <b>20kg (which is less baggage allowance than international flights)</b></li><li>• A second bag, whatever size or weight (max 20kg) will cost 50 Euros</li><li>• Hand luggage is limited to 1 x 5kg</li></ul>
<b>Departure Day</b>	<p>Depart Fort Dauphin <b>the day after the last day</b> of your programme</p> <p>Allow for one night stopover in Antananarivo prior to taking an international flight out of Madagascar</p>
<p>Compare prices for your international flights with search engines BUT we recommend you book directly with your chosen airline:</p> <ul style="list-style-type: none"><li>• Skyscanner - <a href="https://www.skyscanner.net/">https://www.skyscanner.net/</a></li><li>• Kayak - <a href="https://www.kayak.co.uk/">https://www.kayak.co.uk/</a></li><li>• Google flights - <a href="https://www.google.co.uk/flights/">https://www.google.co.uk/flights/</a></li></ul> <p>For internal flights, book directly with Tsaradia - <a href="https://tsaradia.com/">https://tsaradia.com/</a></p>	

## LOGISTICS

Think carefully about your travel plans before you finalise your flights. If you would like to travel in Madagascar after your time with SEED, please consider that 90 days is the maximum time for a tourist visa.

Proof of exit from Madagascar will be required before you're allowed on your outward international flight. Ensure you have an exit flight ticket from Madagascar before you start travelling.

Air Madagascar/Air Tsaradia operate all domestic flights and often change or cancel flights at short notice. We strongly recommend one overnight stay in Antananarivo between international and internal flights to avoid missing connections on both outward and homebound journeys.

## COSTS

It is advised to book your international flights as far in advance as possible for cheaper prices. UK to Madagascar return is approx. £500 - £1000 but this can be higher in the summer months.

It is best to book internal flights directly via Air Tsaradia's website. SEED can assist with booking if needs be. Antananarivo to Fort Dauphin return is approx. £150 - £250, quotes can be found on the website.


Before booking flights through an agency do check if buying the internal flights separately is cheaper.

## CARBON OFFSETTING

SEED's positive footprints project (find out more [here](#)) is a commitment to becoming carbon neutral, including carbon offsetting where possible. Carbon offsetting is an effective way to reduce emissions and create sustainable development benefits for communities around the world. Using a [flight calculator](#) you can determine the carbon footprint of your flight and what is required to carbon offset it. This flight and offsetting calculator complies with [The Gold Standard](#), which was established by NGOs and WWF is a leader in aiming for climate security and sustainable development for all.

<b>Europe to Madagascar</b>	Kenya Airways - <a href="http://www.kenya-airways.com">www.kenya-airways.com</a>  Air Madagascar - <a href="http://www.airmadagascar.com">www.airmadagascar.com</a>  Air France - <a href="http://www.airfrance.com">www.airfrance.com</a>  Air Mauritius - <a href="http://www.airmauritius.com">www.airmauritius.com</a>  Turkish Airlines - <a href="http://www.turkishairlines.com/en-int/">www.turkishairlines.com/en-int/</a>  Ethiopia Airline - <a href="http://www.ethiopianairlines.com/">www.ethiopianairlines.com/</a>
<b>North America to Madagascar</b>	USA based travel agency specialising in Madagascar: Cortez USA - <a href="mailto:susan@cortez-usa.com">susan@cortez-usa.com</a> <a href="mailto:info@cortez-usa.com">info@cortez-usa.com</a> <a href="http://www.air-mad.com/">www.air-mad.com/</a>  Air France - <a href="http://www.airfrance.co.uk/contact">www.airfrance.co.uk/contact</a>  Corsair - <a href="http://www.corsair.fr">www.corsair.fr</a>  South African Airways - <a href="http://www.flysaa.com/">www.flysaa.com/</a>  American Airlines and Kenya Airways -

<p><b>Africa to Madagascar</b></p>	<p><b>South African Airways - <a href="http://www.flysaa.com">www.flysaa.com</a></b>  <b>Air Madagascar - <a href="http://www.airmadagascar.com">www.airmadagascar.com</a></b></p>
<p><b>South America to Madagascar</b></p>	<p><b>South African Airways - <a href="http://www.flysaa.com/">www.flysaa.com/</a></b>  <b>Air France - <a href="http://www.airfrance.co.uk/contact">www.airfrance.co.uk/contact</a></b>  <b>Air Madagascar - Tsaradia - <a href="http://www.airmadagascar.com">www.airmadagascar.com</a></b>  <b>Government run monopoly - only option for internal flights <a href="http://www.tsaradia.com">www.tsaradia.com</a></b></p>
<p><b>Australia to Madagascar</b></p>	<p><b>Air Mauritius - <a href="http://www.airmauritius.com">www.airmauritius.com</a></b>  <b>South African Airways</b>  <b>For onward flights from Atananarivo to Fort Dauphin, call Air Madagascar's Australia office on +61282480040 or email: <a href="mailto:sydmnd@airlinemarketing.com.au">sydmnd@airlinemarketing.com.au</a></b></p>
<p><b>India/South Asia to Madagascar</b></p>	<p><b>Air Seychelles - <a href="http://www.airseychelles.com/">www.airseychelles.com/</a></b>  <b>Etihad Airways - <a href="http://www.etihad.com/en/">www.etihad.com/en/</a></b>  <b>Emirates - <a href="http://www.emirates.com/pt/english/">www.emirates.com/pt/english/</a></b>  <b>Air India - <a href="http://www.airindia.in/">www.airindia.in/</a></b></p>





# TRAVEL INSURANCE

## TRAVEL INSURANCE

Travel insurance is essential, and SEED Madagascar stipulates that you have suitable travel insurance to cover **both** your time on the programme and travel to and from the programme.

This cover must include **emergency repatriation**, including (but not limited to) that relating to medical grounds and **personal liability** whilst working (**without heavy machinery**) on humanitarian and conservation projects in southeast Madagascar, as well as suitably covering you to undertake work abroad.

It is vital that you provide your insurance company with information about

- the work and remote nature of the places you will be visiting.
- Any **existing medical conditions** that you may have.

If you do not provide this information, it is possible that your insurance cover may be **invalid**.

If you already have travel insurance check it carefully as many policies do **NOT** cover volunteering. You may also need to check it covers any other activities you may wish to do during free time or independent travel.

## OTHER KEY TIPS AND REQUIREMENTS:

Arrange travel insurance once you have booked flights so that you have flight cancellation cover. Read your policy details carefully and take a copy of them when you travel.

Supply the following information on the SEED Madagascar pre-departure form:

Insurance company name	
Insurance policy number	
Date of issue	
Cover period	
Type of insurance	
Emergency contact details	
Claims information	

## Additional Insurance information

If SEED Madagascar is required to assist you at any time due to personal, medical, political or other issues associated with anything other than the planned programme, it does so without obligation and you will be liable to pay for any costs incurred.

SEED Madagascar will, in the case of emergency, shoulder whatever reasonable costs it can afford to ensure a volunteer's best interests, but only on the understanding that these will be repaid whether or not the insurance company agrees to cover said costs. These may include overseas phone calls, hire of 4x4 vehicles to collect you from remote areas, medical fees, accommodation and food whilst away from the group etc.

Once you arrive in Fort Dauphin, SEED Madagascar may only cancel the Volunteer Programme in the case of an 'act of god' (a natural disaster) or civil disturbance, which would cause danger to you or other persons if the programme were to continue or for any other reason beyond SEED Madagascar's control.


We require that on your application form you nominate a person who we should contact in the case of an emergency. By completing the online Memorandum of Understanding (MoU) you are giving your permission for us to contact this person and your insurer. It is vital that the London office has full, up-to-date contact information for the nominated person and, if you wish, you may also provide a second contact person.

Please provide as many relevant details as possible including email address and telephone/mobile numbers for day and night. This way we will ensure that we can act quickly in the case of an emergency.





seed madagascar  
sustainable environment, education & development



# HEALTH

## Health

This section only provides some guidelines, but you must also seek advice from a healthcare professional.

## Vaccinations

Arrange to see your doctor or travel clinic as soon as possible, as least **2 months** before your trip, as some vaccines have to be given in stages.

UK-based volunteers can access up to date travel health recommendations from the **NHS Fit for Travel** website and travel vaccination services including purchase of medical kits from the websites listed below:

- <http://www.fitfortravel.nhs.uk/destinations/africa/madagascar.aspx>
- <https://www.nomadtravel.co.uk/travel-vaccines>
- <https://www.citydoc.org.uk/destinations/madagascar/>

You will be undertaking manual work where nicks and cuts to the skin will be common so all volunteers must have a **Tetanus** vaccination.

Requirements change and individual needs differ so it is important to check the latest advice. The UK National Health Service currently recommends that as well as being up to date with vaccines for life at home you should have the following vaccinations for travel to Madagascar:

**Failure to have the recommended travel vaccinations or medication may invalidate any related medical claim through your travel insurance.**

<b>Essential:</b>	Diphtheria Hepatitis A Hepatitis B Tetanus Typhoid
<b>Recommended:</b>	Rabies
<b>Please also discuss:</b>	Polio Tuberculosis Meningitis Yellow Fever - no risk in Madagascar but you may need a vaccination

## Anti-malarials

Malaria is common in the region of Madagascar where we work. **To participate in our programme, you must take the World Health Organisation approved anti-malarial as advised and prescribed by your health care professional.** This is one of the conditions of the MoU.

Please consider the following information when discussing the choice of anti-malarial with your health care professional:

SEED will not make a specific recommendation but would like you to be aware that we have had many problems with volunteers taking Doxycycline as a malaria preventative. Doxycycline often increases sensitivity to the sun and makes you more prone to sunburn. Over 40% of SEED's volunteers who have taken Doxycycline have suffered unacceptable sun-sensitivity which affected their ability to work.

**Larium (Mefloquine)** is another antimalarial available but the use of this drug does have some severe and long-lasting side effects including insomnia, dizziness and psychiatric reactions. If you are going to bring Larium on your trip and have not taken it before, it is highly recommended you do a three-week trial before you travel to see if you develop any of these side effects.

## Prevention Methods

Malarial prophylaxis is essential, but the first line of defence is not to be bitten. Please consider the following:

**Tent** - choose a tent with insect screens. If you have a hire tent from SEED, they have insect screens

**Mosquito nets** - if you plan to stay in basic hotels when travelling after your volunteering programme bring or buy a mosquito net (they are available at low cost in Fort Dauphin)

**Mosquito repellent** - preferably non-DEET as they damage the wildlife and environment\*. Eucalyptus and citronella oil works great as a natural repellent, can be used inside your tent and to use on your skin

**Clothing** - bring long sleeves, light colours and loose-fitting long trousers, preferably with ankle ties. Wear at dawn or dusk, as these are the worst times for mosquitoes

**Mosquito coils** - these should only be used in well-ventilated areas. They are useful when eating or relaxing outdoors and are available to buy locally.

**\*Please be aware that insect repellent containing DEET can be damaging to wildlife**

## What if you contract Malaria?


### Do not panic!

Prophylaxis combined with bite avoidance measures significantly reduces the risk of malaria, but nothing is 100% effective. It has been known for volunteers to occasionally contract malaria. The prevalent form of malaria in Madagascar is *Plasmodium falciparum*, which can be severe, but responds well to Coartem, a very effective drug available locally. Coartem treats malaria rapidly and most people feel better within 24 hours and often return to work within a few days.

Our staff are trained to recognise the early signs of malaria (usually temperature) and volunteers exhibiting signs will be advised to start treatments as soon as possible (malaria tests can be easily bought for 10,000 Ariary = £1.90). Volunteers may return to Fort Dauphin (the nearest town) to recover.

If you are currently taking any other medications or have any health concerns, it is vital to check with your doctor that these will not interact with Coartem, should you need to take it. If you have concerns about taking this medication, we suggest you do some background research on the drug to help reassure you.





# PASSPORT AND VISA

## Passport

Ensure it is in good condition.

There must be **at least 6 months** before it expires **from the date of entry into the country**.

Leave a photocopy with your nominated next of kin and email a copy of the photo page to SEED Madagascar.

## Visa

All nationalities will require a Tourist Visa valid for either 30 or 60 days. For those staying longer than 60 days, please obtain the 60 days visa and this will then be extended once down in Fort Dauphin. When completing the visa form, give the purpose of your trip as tourism (avoid using the word work or volunteering as officials may assume you need an employment permit). Use the information below to complete the form.

### **Obtaining your visa prior to travelling out to Madagascar, consider the following advice:**

Madagascar has embassies in many countries worldwide. The contact details for the following embassies can also be found on the internet:

UK  
Australia  
Canada  
France  
USA

Those travelling from other countries we advise you to check to see if there is an embassy in your home country.

Aim to apply for your visa at least 8 weeks before you are due to leave for Madagascar, please note that most visas must be activated within 6 months of the date of issue. To apply for a 90-day Tourist Visa (e.g. for US citizens) you will need:

### **90-day tourist visa checklist:**

- Valid Passport (check that it had 6 months before it expires)
- 4 Passport pictures
- Copy of your round-trip flight
- Signed visa form application  
State your purpose of travel as: **Tourism**
- Visa fee (please double check this price with your embassy)

Please double check these things with your embassy as requirements do change and remember the visa will allow you 90-days stay in Madagascar as the absolute maximum. You can apply in person or by post but do allow at least two months before departures to ensure it is returned on time.

## Registering with your embassy

We advise you to register your trip and passport details online with your government prior to departure. You may need to open an online account prior to departure, so allow time for this. It is a very simple process and is a particularly useful tool for Embassies in an emergency like a cyclone or political unrest. Your embassy can also help in the event of losing your passport.

Links for some countries (please let us know if you need help finding the appropriate link for your country):

- [Australia](#)
- [Canada](#)
- [UK](#)

**UK:** The British Embassy does not register UK nationals, but the FCO now advises overseas British travellers to subscribe to email or social media updates. For those wanting to subscribe, go to [www.gov.uk/foreign-travel-advice](http://www.gov.uk/foreign-travel-advice) and select the country you are travelling to.

Travel advice updates will also be issued via the British Embassy Twitter account [@UKinMadagascar](https://twitter.com/UKinMadagascar) and their fb: <https://www.facebook.com/pg/ukinmadagascar/about/>

## Keeping in touch

You are in a developing country where mobile reception and internet connections can be patchy. Plans change, days in town may turn into days in the bush. We advise that whilst you can tell friends and family you will be in touch, do not promise to contact them at set times and on set days. They will only worry if you cannot contact them. If you wish, SEED Madagascar can call/e-mail a nominated friend or relative on your arrival in Madagascar to let them know you are safe.

Mobile phone reception is available in Fort Dauphin and in areas nearby to camp - bring an unlocked mobile phone (or purchase a basic phone locally for around £15) Purchase a Malagasy Sim card which costs around £1.50 - text messages to the UK cost around 10p per message and calls cost 70p per minute. Our staff use the Telma network in Fort Dauphin.

- Volunteers generally use WhatsApp to message and call home
- There is an intermittent electricity supply from solar panels in our research centre at camp. Volunteers can charge their phones there.
- There is Wi-Fi available at a number of hotels, bars and restaurants around Fort Dauphin.
- There is no Wi-Fi in the bush.

### Emergency contacts to give to friends/family:

<b>Mark Jacobs - London</b>	+44 (0)20 8960 6629	mark@seedmadagascar.org	Emails checked at weekends. Daily contact with the office in Fort Dauphin and can reach field-based teams on mobile phones
<b>Lisa Bass - Fort Dauphin</b>	+44 7939276654 (Whatsapp)	lisa@seedmadagascar.org	
<b>Tsina Endor - Fort Dauphin Office</b>	+261 (0) 34 20 520 40 +261 (0) 33 07 350 72	tsina@seedmadagascar.org	
<b>Volunteering Officer - Bella Armstrong</b>	+44 7925525349 (WhatsApp) + 261 0344721872	info@seedmadagascar.org	
<b>Conservation CampSite Sainte Luce</b>	+261 34 201 9031		





# MONEY

## Money

- The currency in Madagascar is the Malagasy Ariary (MGA).
- Exchange rate is about 5,400 MGA to £1.00 but this fluctuates regularly.
- Malagasy Ariary cannot be purchased outside of Madagascar and cannot be legally exported from the country. When you leave Madagascar, you could be searched, and anything other than the official souvenir limit will be confiscated.

## Advice for taking cash

**Take cash in Euros, USD dollars** or Sterling to exchange on arrival at the airport in Antananarivo.

It is best not to take large denomination notes; maximum 50 Euros / £20 / \$50.

If you need cash in an emergency, Western Union can transfer money immediately from your home country and has offices in all major towns in Madagascar including Fort Dauphin (UK tel: 0800 833 833).

## Advice for bringing debit and credit cards

Visa Debit cards are the best for drawing out cash from ATMs in Fort Dauphin. **Credit cards are not accepted!**

**MasterCard and Maestro Cards are accepted at two banks (BNI and BOA)**, but there are always long queues - consider getting a low commission Visa (Delta, Electron) debit bank card, or a prepaid currency/travel card, to withdraw cash.

Notify your bank that you are travelling to avoid your card/account being frozen, check you can use your bank card in Madagascar and what the fees and limits are for withdrawing money.

There are two ATM's at the airport from which you can usually withdraw cash (max. 200,000 or 300,000 MGA per withdrawal, multiple withdrawals permitted up to your usual daily limit) though you should not rely on this working.

## Budgeting

During your stay with us you will only need money for extra trips, cigarettes, snacks, meals out in town, souvenirs etc.

You will be able to get by on about £225 (approx. 275 Euros, \$300 USD) for a 4/6 week volunteering duration, but this will depend on your length of stay and if you plan on doing extra trips or activities in your free time during the scheme.

Do not forget that you will need to take more than £225 if you plan to stay in hotels or travel before or after the scheme.

# Stitch Sainte Luce



**Stitch Sainte Luce** is one of SEED's **sustainable livelihoods projects** and provides embroidery training to local women, giving them valuable skills as well as a reliable source of income. The Stitch Cooperative produces high-quality and beautifully hand-crafted bags, purses and accessories (£10-40). The cooperative is next to the campsite, so you will have the opportunity to visit and purchase products. Some examples of products can be found on our **Etsy Store**.

“

“The experience exceeded all of my expectations and the only thing I would change is that I would've loved to stay for longer.”

Charlotte - Volunteer 2018

”



Stitch Sainte  
Luce





# PACKING LIST

# Packing List

We suggest everyone pack for a 2-4 week duration period, for those on a 4-10 week programme most things (e.g. eco- friendly shampoo, conditioner, soap, washing powder, food treats) can be bought in the market in Fort Dauphin when you return for scheduled breaks.

April to September schemes need to double up on clothes for the colder months (e.g. long trousers, warm fleece, extra socks & two pairs of covered shoes) as it is hard to get wet clothes dry when camping in the bush at this time of year! Consider investing in a few items (pants, t-shirts, socks) in fast-drying technical fabrics.

## Documents

Passport	
Insurance details	
Tickets /e-Tickets	
2 copies of passport (photo page and visa page)	
4 passport photos	
Other means of identification (preferably with photo)	
Medical details	
Money (cash and cards)	

## Camping Gear

Waterproof 2-man tent - <b>with ventilation, built in ground sheet and integral insect screens. Tent repair kit (duct tape)</b>	
Sleeping bag <b>2/3 seasons, sleeping bag liner. Blankets can be purchased in the market if needed.</b>	
Camping Mattress and Travel pillow - <b>a self-inflating mat is ideal</b>	
Head Torch (LED) - with plenty of rechargeable batteries, or a solar charged one. <b>A headtorch is <u>essential</u> for the Conservation Programme night walks and general use at night. A good quality head torch will make a big difference in spotting the lemurs and other wildlife at night!</b>	
Padlocks - <b>for your bags during travel, combination locks recommended to avoid losing keys.</b>	
Dry bag - <b>essential for keeping electrical items dry in your day pack</b>	

## Clothes and Shoes

Everyday work clothes - 3 T-shirts, 3 vest tops and 2 pairs of knee length shorts and 1 or 2 pairs of long trousers - <b>these clothes will get snagged and dirty so do not pack anything you would not want to get ruined.</b>	
Warm Clothes - <b>it gets cold at night and wet/chilly days occur. Fleece, a jumper/sweater for layering - both can be worn <u>or</u> wear one/wash one! Hooded tops are a great idea for cool cloudless nights in the bush. N.B this depends on the typical weather during your chosen scheme, see page 18.</b>	
A good quality waterproof jacket <b>and</b> good quality waterproof trousers - <b>suitable for tropical downpours. A poncho can also be handy to place in your day pack for lightweight and quick protection from the rain.</b>	
Lightweight long-sleeve shirt and long trousers - <b>for mosquito protection when in the forest especially at dawn/dusk</b>	
Plenty of socks - <b>as your feet can get very cold and/or sweaty and will get wet on forest walks April-September</b>	
Swimwear - <b>bikinis are perfectly acceptable in Madagascar</b>	
Sunglasses and Sun hat - <b>wide-brimmed for sun protection very important in the hotter months</b>	
Pair of covered shoes - <b>walking shoes or an old pair of trainers are ideal. You will wear these in the evening or when walking in the forest as sandals will not protect your feet from mosquitoes. Whatever you bring be prepared for them to get dirty!</b>	
Comfortable Sandals/Crocs - <b>These are <u>essential</u> as most of the day surveys and activities include wading through water and swamps. Make sure they are comfy and worn in before bringing them out, and you are happy for them to get wet. Ensure all shoes and boots are cleaned before coming to Madagascar, so as not to bring over any unwanted invasive plant/fungus species.</b>	
Flip flops - <b>great for walking round camp and for use in the showers, can also be used on some surveys.</b>	

## Toiletries

Eco-friendly soaps/shampoos/detergent - <b>Please bring where possible eco-friendly products as the water drains straight back into the bush</b>	
Anti-bacterial gel for cleaning hands - <b>this can be very handy to have on you</b>	
Nailbrush - <b>extremely useful for hand washing clothes and scrubbing feet when camping in Sainte Luce</b>	
Towel - <b>lightweight fast-drying travel towel. Face Flannel recommended for bucket showers.</b>	
Insect repellent - <b>see "Malaria Prophylaxis"</b>	
Sunscreen - <b>minimum factor 25. It is hard to get in Madagascar and is of debatable quality.</b>	
Toothbrush/Toothpaste	

*\*It is a good idea to trim your nails short before coming to Madagascar. Acrylic/gel nails are not advised because they can break and dirt can get underneath. They're pretty, but not practical for conservation work!*

**ESSENTIAL**

*Ladies*

Sanitary products – <i>You can get these in Fort Dauphin but not in Sainte Luce</i>	
Sarong ( <i>Lambaony in Malagasy</i> ) -- <b>ESSENTIAL</b> . <i>It is inappropriate to show above the knee when walking through communities, so you will need to bring a sarong or similar to wear over shorts.</i>	
<b>***It is inappropriate to wear tight trousers/shorts or very short shorts. Loose shorts mid-thigh and longer are ideal.</b>	

*Miscellaneous*

**ESSENTIAL**

Small day pack - <i>for day-to-day use, carrying water bottle/snacks. Waterproof cover for the pack is useful.</i>	
Travel Bag - <i>A rucksack if travelling around after your programme. If with SEED throughout, then a suitcase is fine</i>	
Mobile Phone - <i>Check with your operator if your phone will work in Madagascar/that you can use a local sim card. Conservation Volunteers in Sainte Luce can access internet and mobile signal most of the time by walking to a 'signal' spot close to the campsite. WhatsApp is the best means for communication.</i>	
Wax / Foam Ear Plugs – <i>these are essential for aiding a good nights sleep</i>	
Large water bottle - <i>1 litre bottle ideally</i>	

*Miscellaneous*

**NICE TO HAVE**

One set of nice clothes - <i>for a night out in town</i>	
Travel Mirror	
A good sharp folding knife - <i>or Swiss Army knife is useful with all the gadgets</i>	
Books/Kindle - <i>A good supply for reading and sharing in your spare time</i>	
Camera - <i>(Large capacity memory cards and cable)</i>	
A two-pin round plug adaptor— <i>(for Standard French/European sockets) for charging digital cameras, phones, tablets etc. There is a secure electricity point (220V), and a USB charging port only at Sainte Luce so you will have the opportunity to charge items.</i>	
Portable solar charger / External battery pack - <i>Conservation volunteers can only charge essential devices (phones and headtorches/rechargeable batteries for headtorches) in Sainte Luce. You may wish to bring batteries and external power packs to charge other items.</i>	
Tablet - <i>can be useful for entertainment (can ONLY BE CHARGED IN TOWN)</i>	
Plastic zip-lock bags	
Hammock/chair – <i>if there is space in your bag, this is great to have for relaxing in the shade during the heat of the day</i>	
Hilary Bradt's Guide to Madagascar - <i>or a Lonely Planet Guide. The Bradt Guide is a lot more informative on Madagascar as a whole but the Lonely Planet Guide can be useful if travelling independently after the programme.</i>	
Field guides - <i>of personal interest or relevant to projects you will work on</i>	
Games - <i>a small travel game, a ball, cards, nooks, portable speaker...</i>	
Special Treats - <i>that will travel (e.g., boiled sweets, peanut butter, tea bags or energy bars). Chilli sauce (Tabasco, Magi seasoning, soy sauce), BBQ sauce, spices to prep up your rice and beans - these can also be bought in the market in Fort Dauphin. Protein powder can be very useful if you are staying for a long period of time. Packing sweets/candy and granola bars can be useful for snacks on the go.</i>	

# Medical Packing List

When working in the bush, you will usually be no further than 12 hours away from Fort Dauphin. There are several doctors and a hospital in the town of Fort Dauphin, but medical facilities are basic. For treating serious emergencies, the nearest hospitals are in Réunion or South Africa and would involve repatriation under your insurance.

It is sensible to know and have a note of your blood group when you travel. Our team always carries a first aid kit for emergencies and staff use. You **MUST** have your own medicines and medical kit - bring a first aid kit and a small medicine kit with essential items listed in the packing list.

Traveller's First Aid Kit and Small Medicine Kit can be bought online from Nomad Travel by UK based volunteers, or from high street pharmacies.


## ESSENTIAL

Malaria prophylaxis	
Any branded drugs that you rely on at home	
Antiseptic powder or spray (creams tend to be ineffective in humid conditions in the field)	
Antiseptic gel (used to keep cuts clean)	
Plasters/band aids - spray on plaster is much more effective in the bush	
Gauze pads/dressings to clean and cover wounds	
A tube of strong antihistamine cream or spray for stings or bites	
Antihistamine tablets for allergic reactions (preferably non-drowsy e.g., Loratadine/Claritin)	
1 tube of anti-fungal cream (Canesten)	
Scissors, nail clippers, tweezers, and safety pins	
Needle - handy for splinters and sewing up holes in clothes	
Oral rehydration sachets*	
Tablets for diarrhoea (Imodium, Loperamide) *	
Pain killers (aspirin and paracetamol)	
Flea powder - useful when they are more prevalent towards the end of the year	
EpiPens if necessary (ensure to inform us of any allergies)	

## USEFUL

Tea tree oil as an antiseptic	
Flagyl/Metronidazole (for giardia and amoebic stomach infections) *	
Multi-vitamin tablets for 8–10-week volunteer (the diet in Madagascar maybe more basic than your body is used to)	
<i>*These items may be bought in Fort Dauphin if needed to top up supplies and are items which are regularly stocked at camp</i>	

*If you are an EpiPen carrier, please be aware that EpiPens can become less effective when left out in the sun. Adrenaline is sensitive to light and can be damaged by high or low temperatures.*



# ADDITIONAL INFORMATION

Madagascar is an island located in the Indian Ocean off the coast of southern Africa. It is also the home to 70 lemurs found nowhere else on Earth... Click below to discover:

[12 interesting facts about Madagascar](#)

Quick Facts	
Capital City	Antananarivo ("Tana")
Time	GMT +2 or + 3 hours (depending on day light saving)
Currency	Ariary MGA
Human Development Index	World Rank 161/189 —Extreme
Poverty Biodiversity Hotspot	95% endemism (plants and animals unique to Madagascar)
Literacy Rates	20% of the population can read
Infant Mortality	34 children out of every thousand <a href="#">die</a> before the age of five
Population	25 million
Area	587,041 square kilometres
Economy	GDP per capita \$1416
Main Exports	Coffee, seafood, vanilla, sugar, fabrics & minerals
Religion	55% Tribal/Ancestral, 40% Christian, Muslim 5%
Life expectancy	63 years (men), 66 years (women)

## Climate - Fort Dauphin (Taolagnaro)

Madagascar is a great place to visit all year round. We need volunteers throughout the year to support our development work, although some activities are seasonal (e.g. tree planting can only be done at certain times of year).

There are seasonal variations in weather and it might be colder in the bush than in town. We cannot predict the exact weather as with climate change the seasons are now very unreliable, but we can make a few suggestions which you should bear in mind when packing. Good waterproofs are always required! See today's weather in Fort Dauphin [here](#).

Visas are subject to change, but currently:

<b>30 Days or less</b>	115,000 MGA	35 Euros	\$37
<b>31 - 60 days</b>	135,000 MGA	40 Euros	\$45
<b>61 - 90 days</b>	<i>*Possible to obtain once down in Fort Dauphin</i>		
The fee must be paid in cash in <b>US dollars or Euros</b> (try to have several small denomination notes as they often do not have change for a larger note)			

<b>Address in Fort Dauphin:</b>	SEED Madagascar Villa Rabemanda Aminanikely BP318 Tolagnaro
<b>SEED Madagascar Contact:</b>	Tsina Endor Deputy Director Tel: +261 (0) 34 20 520 40 +261 (0) 33 07 350 72

Once in Sainte Luce, volunteers will be camping for the duration of their volunteering programme (including weekends). You can either bring your own tent or rent one from us upon arrival. Make sure to bring a sleeping bag and camping mat regardless. The facilities at the campsite that you will be using are long drop pit latrines and washing in cold water drawn from a well (water warms quickly in a bucket placed in the sun!) There will be plenty of opportunity to do laundry/washing, so do bear this in mind when packing.

## Tents

Ellipse-shaped dome tents tend to be the best. It must have a good level of waterproofing, a sturdy built-in groundsheet and an insect screen to provide protection from mosquitoes.

We strongly recommend you to take a 2-man tent for each individual. The extra room is much more comfortable, especially if you are volunteering for a long period of time.

You should be looking to spend approximately £80-150 on a tent - any less (unless in a sale) and it is likely to not be good enough quality to stand up to the conditions in Madagascar.

A tent repair kit (including duct tape) is also important to consider bringing.

## Tent Hire Charge

You may be able to rent a basic tent from SEED Madagascar. This must be pre-booked using your pre-departure sheet and you will need to pay the hire charge into our bank account or Charity Checkout prior to your arrival in Madagascar.

Duration	Hire Cost
<b>2 - 4 weeks</b>	<b>£50</b>
<b>5 - 10 weeks</b>	<b>£80</b>

## Accommodation in Fort Dauphin–Homestay

When in Fort Dauphin, either at the beginning of the scheme or during breaks from the field locations, SEED will assist volunteers in finding/choosing a place to stay. It is important to keep in mind that accommodation here can be quite basic; you will almost always have a bed with bedding, a flushing toilet, cold shower and electricity. Some hotels will have hot showers and wifi, but issues with electrics and water supply in Fort Dauphin are not uncommon! When staying anywhere in Fort Dauphin you are within the community, we strongly recommend ear plugs and eye masks to help with sleep as Malagasy life starts very early (4 - 5am) and without these you might struggle to sleep in.

## Town Trip Every Four Weeks - Back to Fort Dauphin

All the conservation team, staff and volunteers, return to Ft. Dauphin at the end of every month for a long weekend. These trips occur around week four and week eight of each scheme. During this time volunteers will need to pay to stay within a hotel, costs around £25 per night at a hotel, or at a homestay. During these town trips it is possible for excursions and one popular trip is to Berenty Reserve, which can cost around £150-200, Nahampoana Wildlife Centre or whale watching. For volunteers who are staying on for the longer programme and those coming over week four and eight, please bear in mind to budget for a couple of nights in Ft. Dauphin. If you would like further information about the excursions that can occur over these long weekends, please ask!

## Meals and Drinking Water

At camp a team cook prepares 3 simple, tasty meals a day for the duration of your programme. Breakfast options usually include local 'mofo' (crispy fried donut balls), bananas, rice pudding, local honey and cake. Lunch is a filling portion of rice and beans, with a different bean daily. Dinner is normally rice or spaghetti with a vegetable sauce or vegetable curry and meat, fish or eggs are usually on the menu once a week. Safe, treated drinking water is always available. In the bush we collect and treat rainwater as far as possible. When volunteers are based in town there are some excellent local restaurants serving traditional Malagasy food and an abundance of great international standard restaurants.

## Free Time in Sainte Luce Campsite

Volunteers often spend time walking to local markets, relaxing with a book or playing cards. Villages usually have small local shops selling soft drinks, bottled water, beer, rum, soap, washing powder and biscuits. At Sainte Luce campsite, free days are also spent at the nearby beautiful beach. There is a risk of contracting the Schistosomiasis parasite and there have been occasional crocodile sightings in the past, therefore follow the guides advice and we advise to undergo tests for schistosomiasis on return home. Placements are designed for you to be independent, with a core volunteer role and some free time during which you are welcome to explore the local area. Please note, you are expected to act responsibly and take care of your own welfare at all times.





## Antananarivo Airport

**On arriving at the airport, pay for your visa at the kiosk to your right then present your documents to the passport control point for processing. Collect your stamped passport, and your bags and come through customs into the arrivals hall...**

You will be immediately pestered by porters and cab drivers in the arrivals hall. Keep a close eye on your luggage and do not let them pick up your bags! Porters will be looking for tips for helping (or helping very little!) with your bags, and you should tip around 500 Ariary although they will argue for more if there is a lot of luggage - 1,000 Ariary is okay. You may only have 10,000 Ariary notes from the ATM so do not get caught out!

There are two ATM's near international check-in from which you can normally withdraw cash. You can exchange money at bank kiosks to your left as you exit, check for the best rates displayed outside each bureau.

**Note: the Kiosks are only open during 9am - 5pm.**

Resist making black market money changes at this stage because you do not know the rate and it is easy to make mistakes when you are tired and flustered.

Buy a Telma sim card (500MGA) and some credit for your phone at the Telma Kiosk (there will be chance to buy this in Fort Dauphin if you do not have time).

### **For connecting flights straight through to Fort Dauphin (Tolagnaro) (not advised)**

The Domestic Flight Departure terminal is next door to the international arrivals accessed through a connecting passage. Do not use a porter - trolleys are not allowed down the connecting passage - they will just take you the long way round outside and expect payment!

There is a small café within the internal departure lounge where you will be able to buy a drink and snack.

### **If you are spending time in Antananarivo**

If SEED Madagascar have booked a hotel and transfer for you, look for a taxi driver with a sign with your name or SEED Madagascar on it.

Volunteers with alternative arrangements: A cab into the city normally charges 80,000 Ariary and can take an hour or more, traffic dependent. Always check prices before you accept a cab.

Do not be pressured, you should get yourself a cab only once you are ready!

### **Hotels in Antananarivo**

SEED Madagascar can organise hotels and airport transfers for you, which you then pay locally. You will have to cover any unpaid hotel bills on rooms we have booked if you do not show up for your booking.

We currently book our volunteers in hotel Les Flots Bleu which is conveniently close (20 min drive) to the airport. Rooms, food and staff are great, all at a very reasonable cost per night, around 90,000 Ariary per person (about £22) including your airport pick up and drop off. You can pay on a visa card for the cost of the hotel. We have a list of recommended hotels in Tana which we can share with you if you wish to book your own.

## Antananarivo - Information and Security

### Information

Tana can be a really nice city in which to spend a day or two before or after your volunteering programme. Our advice on spending time here is dependent on the security situation and currently we recommend that volunteers do not spend time wandering around the city centre, and instead we advise that you travel there by taxi. If you would like further advice, please do not hesitate to ask.

Check Trip Advisor or Lonely Planet websites for places to visit in Antananarivo - there are several great restaurants and patisseries well worth visiting, serving excellent food of an international standard. You may also be interest in visiting:

**Marche Artisanal** - a great craft market on the road to the airport (short taxi ride from Les Flots Bleu Hotel) with a wide variety of stalls selling lovely souvenirs

**Ambohimanga** - World Heritage Site - an ancient royal city and burial site which remains a place of cultural and spiritual significance for many Malagasy

**National Park at Perinet (Andasibe-Mantadia)** - we recommend a 2-3 day trip to see Madagascar's largest lemur species, the Indri – possible with public transport or organise private transport through your hotel

### Security

Antananarivo is a beautiful place, with a fascinating history. It is full of wonderful people but like any big city in a developing country, there is also extreme poverty. Here is some safety advice:

- You must have identification with you at all times! This is required by law, so carry your passport or an official stamped photocopy (obtained in Fort Dauphin) with you at all times. Police can demand to see passports at any time of the day or night, and the penalty for not carrying it, payable in cash directly to the officer, is usually steep.

- Antananarivo has a reputation for more thefts and robberies than many other part of Madagascar. Be aware at all times, try to never wander the streets alone, and always take a taxis in the evening.

- Do not walk around anywhere in Madagascar with expensive smartphones/devices, cameras, watches or gold jewellery on show.

- The Avenue Independence is interesting to visit but has become particularly problematic in recent times and people have their bags snatched on a regular basis. If you do go there, do not take valuables with you.

- Always remember that you are in a very poor city and you will look rich by comparison. Do not make yourself a target for muggers or street children who work as pickpockets.

- On occasion, due to the political situation, people may congregate for political demonstrations and at these times SEED Madagascar may advise you to stay away from the city centre. If this is the case you will be informed before you travel to Madagascar and you will be updated again before you leave Fort Dauphin.

- If you are travelling independently before or after the scheme you are advised to call SEED Madagascar before you go to Antananarivo. You may want to keep updated with the political situation via online news. The same basic rules apply in Fort Dauphin (most of it common sense) but bear this advice in mind wherever you are before the start of the scheme. You will receive an in-depth security briefing as part of your orientation at the start of the scheme.

**Enjoy your stay, look around, explore, be safe and you will have a great time!**

## Travelling from Antananarivo to Fort Dauphin

We strongly advise all volunteers to travel to Fort Dauphin by taking an internal flight with Air Madagascar (also called Air Tsaradia).

It is possible to travel from Tana to Fort Dauphin by Taxi Brousse (bush taxi) but we do not recommend volunteers use this method of transport without speaking to us beforehand, as there have been security threats along this route recently, and the journey can take 2-3 days of hard travelling.

## About your Programme

We ask you to be in Fort Dauphin on the **First Day (Day 1)** of your programme; it is okay for you to fly in on this day. You will be met at the airport and transferred to your homestay accommodation in town or straight to our office. Then, on Day 1 or 2 you will receive:

- A project orientation which includes information about Madagascar, local customs and the specific development project work you will be involved in
- The programme rules and health and safety guidelines
- Advice on cultural sensitivity when working alongside the village communities and local taboos which are known as “fadys”
- Guidance on local costs, and advice on locking up valuables. Usually, you can store valuables and money which you do not need regular access to in the SEED office in Fort Dauphin.

For all volunteers that join us on Day 1 or a new 8-week scheme you will also receive the following (although on occasion this may be delivered at the end of your first session in the bush when you return to town):

- A tour around the town, led by your guide, so you can visit banks (ATM's), shops, the pharmacy, find internet cafes, call at the Telma shop to buy a local sim card. You may have time to visit shops where you can buy chilli sauce, Nutella, peanut butter, biscuits and snacks to supplement your diet in the bush, as well as soap, shampoo and washing powder. This may not be possible for 2-week volunteers on a tight schedule.

Volunteers will be travelling and working with Malagasy and International SEED staff, who have the experience and expertise to ensure the group is safe, happy, and healthy at all times. There is full support and encouragement to understand and appreciate the very difficult culture and environment that your programme will take you into. Volunteers should be prepared for physical work, adventurous road journeys and long walks to reach remote and beautiful project sites. The work and lifestyle are challenging but incomparably rewarding.

**Whilst in Fort Dauphin SEED Madagascar have security rules that you must follow: Volunteers arriving prior to joining our programme please ensure you follow advice given below:**

During daylight hours always walk in groups, preferably with a guide

- After dark, always take a taxi and travel in a group with a guide, even to go to a nearby restaurant. Taxi fees are around 3,000 MGA per person within Fort Dauphin town after dark
- Always tell your coordinator of your plans. Never walk around after dark - you may attract unwanted attention
- Never go to, or stay on, any beach at dusk or after dark
- Never invite any visitor back to any SEED Madagascar campsite, homestay or hotel
- Always carry an endorsed/officiated copy of your passport and visa - SEED Madagascar will organise copies for you on Day 1
- Do not walk around with large bags, obvious cameras, expensive smartphones or large amounts of money
- Adhere to current security precautions at the time of your arrival as advised by SEED Madagascar staff

**These rules are for your safety and they have been put in place for good reason. Anyone constantly flouting the security rules might be found in breach of our agreement, which puts you at risk of being asked to leave our organisation.**

## Final Note

Things do not always go to plan in Madagascar! Go with an open mind, be prepared to be flexible and keep a positive outlook when plans change at short notice as you will have a happier and more productive experience. Be prepared for long waits in the hot sun or in the rain for transport that does not turn up, appointments with people who are not there when you arrive, project leaders who get stuck in the bush and run late, and the need to change your agenda to suit circumstances with a big smile on your face and a light-hearted attitude.

We hope this information has answered most of your questions - let us know if you think there are things for us to add or amend - we always appreciate your feedback so, on your return, please feel free to give us your impressions of your experiences by completing the online [Feedback Form](#) that is sent at the end of your trip.



## Summary of Travel

Flights	
Fly into:	Antananarivo - Ivato International Airport (TNR)
Internal Connecting Flight to:	Fort Dauphin / Tolagnaro Airport (FTU)
Air Madagascar - Internal Flight Baggage Allowance	<ul style="list-style-type: none"><li>• Checked in baggage is <b>20kg</b> (less than the 23kg allowed by international flights)</li><li>• A second bag whatever size or weight (<b>max 20kg</b>) will cost 50 Euros.</li><li>• Hand luggage is limited to 1 piece of no more than 5kg</li></ul>
Arrival Day	Fly <b>into Antananarivo one day before your First Day</b> , stay one night. Fly to Fort Dauphin on Day 1 of your programme
Departure Day	Depart Fort Dauphin <b>the day after</b> your placement date ( <b>Last Day</b> ). Allow for one night stopover in Antananarivo prior to taking an international flight out of Madagascar

# Malagasy Phrasebook

In Madagascar the local dialect is Malagasy, however many people also speak French. Below is an introduction to Malagasy, with some useful phrases. Different regions have different dialects, in FortDauphin the local dialect is Antonosy. If you'd like to learn more Malagasy, we can send you a link to a "Memrise" course which has Malagasy vocab exercises.

Some Useful Expressions		
English	Malagasy Official	Antanosy
Hello	Salama (Shalama)	Salama (Shalama)
Thank you	Misaotra	Misaotra
Thank you very much	Misaotra betsaka	Misaotra betsaka
Thank you all	Misatra anareo	Misatra anareo
You're welcome	Tsy misy fisaorana	Tsy misy fisaorana
How are you?	Manao ahoana	Manao anao akory hanao
Good, thankyou	Tsara fa misaotra	Tsara fa misaotra
What's new?	Inona vaovao?	Ino vaovao?
Nothing!	Tsy misy!	Tsy misy!
Yes	Eny	Eka
No	Tsia	Aha
Goodbye	Veloma	Veloma
Goodnight	Soava mandry	Soava mandry
Until tomorrow	Rahampitso e!	Maray
Until we meet again	Mandra pihaona	Maray koa
Bon Voyage	Soava Dia	Soava Dia
I don't understand	Tsy Azoko	Tsy Azoko/ Tsy Mazava
I don't know	Tsy fantandro	Tsy fantako
Excuse me/ please	Azafady	Azafady
How much is this?	Hoatrinona ity?	Hotrino tiky?
It's too expensive!	Lafol	Lafol
I don't want it, thank you!	Tsy mila/Tsy mi-vidy/Efa nahazo	Tsy mila/Tsy mi-vidy/Efa nahazo
I'm hungry	Noana aho	Resy zaho
I'm not hungry	Tsy noana aho	Tsy resy zaho
Enjoy your meal	Mazotoa misakafo	Mazotoa misakafo
Let's go	Andeha	Ando tsika
Wait	Andraso	Dignaso

Some Useful Expressions		
English	Malagasy Official	Antanosy
Stop!	Ajanony	Azanogno
Congratulations	Arabaina	Arabaina!
What's your name?	Iza noanaranao?	Iza gny agnaranao?
My name...	Anarako....	Agnarako
Please pass...	Azafady, mba omeo	Azafady, mba omeo
I'm sorry (serious)	Mamela ahy	Azafady
Could I have...	Afaka manana ... zaho	Omeo ... zaho azafady
I'm happy to see you	Faly mahita anao aho	Faly mahita anao zaho
I'm happy to meet you	Faly mahala anao aho	Faly mahafatatsy anao zaho
Give my best to ...	Mampamangy an' ....	Mampamangy an' ....
Good luck	Ho ambinin-tsoa	Bonne chance

Numbers		
English	Malagasy Official	Antanosy
1	ray	raiky
2	roa	ro/roa
3	telo	telo
4	efatra	efatsy
5	dimy	dimy
6	enia	enina
7	fito	fito
8	valo	valo
9	sivy	sivy
10	folafola	folo
50	Dimam- polo	Dimam-polo
100	zato	zato
1000	arivo	arivo
10,000	Ray alina	Ray aly
1,000,000	ray tapitrisa	ray tapitrisa
Plus	amby	amby
And	sy, ary	sy, ary

## Resources

There is an ever-increasing number of books and field guides on Madagascar. Some recommended ones include:

- **H. Bradt and D. Austin (2020) MADAGASCAR – The Bradt Travel Guide. Bradt Travel Guides**
- **H. Bradt, D. Schuurman & N. Garbutt. (2014) BRADT WILDLIFE GUIDE: Madagascar Wildlife, A Visitor's Guide. Bradt Travel Guides Ltd**
- **E. Filou and P. Stiles (2020) LONELY PLANET – MADAGASCAR 9. Lonely Planet Publications**
- **A. Jolly (2015) THANK YOU MADAGASCAR; The Conservation Diaries of Alison Jolly, Zed Books**
- **N. Garbutt (2007) MAMMALS OF MADAGASCAR. A&C Black**
- **S. Goodman & B. Patterson (1997) NATURAL CHANGE AND HUMAN IMPACT IN MADAGASCAR. Smithsonian Institution Press Washington and London**
- **R. Mittermeier et al. (2008) LEMURS OF MADAGASCAR. Conservation International**
- **P. Morris & F. Hawkins (1998) BIRDS OF MADAGASCAR: A Photographic Guide. Pica Press**
- **P. Tyson (2013) THE EIGHTH CONTINENT – Life, death and discovery in the lost world of Madagascar. William Morrow An Imprint of Harper Collins Publishers**
- **S. Osterhoudt & M. Dove (2017) VANILLA LANDSCAPES: MEANING, MEMORY, AND THE CULTIVATION OF PLACE IN MADAGASCAR (ADVANCES IN ECONOMIC BOTANY)**

### Films and Documentaries:

- **Planet Earth II (2016)**
- **Songs of Madagascar (2016)**
- **Island of Lemurs: Madagascar (2014)**
- **David Attenborough's Madagascar (2011)**
- **Souli (2004) - a Malagasy drama based on Shakespeare's Othello**
- **Our Planet (2016)**